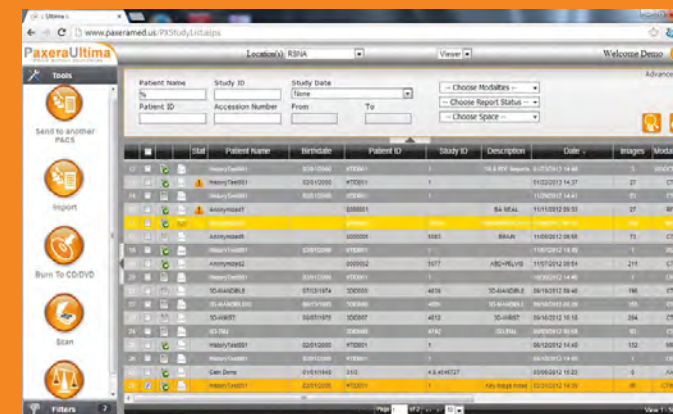




PACS without boundaries

**PaxeraUltima** is a browser-based, all-encompassing multi-modality medical viewer that delivers a consolidated work list, zero-footprint and vendor-neutral access to studies throughout the enterprise with a full spectrum of diagnostics and reporting tools - all from a single login.

The 3rd generation PaxeraUltima comes with an enhanced Paxera-3D and incorporates the latest radiological tools including critical results notification module that improves effectiveness of communication among caregivers, an advanced Peer-Review module that incorporates into the daily clinical workflow, a built-in ED-Rad discrepancy panel and a secure image sharing to social media that conforms with IHE standards. PaxeraUltima 3.0 also features a patient history timeline that presents a graphical representation of the patients clinical history and allows the radiologist to interactively select any study without returning to their worklist.



### Productivity

- An ultra-fast streaming technology ensuring highest productivity for radiologists
- Integrated advanced visualization tools including MPR and Paxera-3D
- Smart-fetch technology that simultaneously loads images of interest while other images download in the background
- Advanced gesture control and touch screen operation
- Ability to aggregate multiple sites into a single work list with full control on users accessibility
- Built-in critical-results reporting to assist with life-saving decisions that depend on timely responses
- Advanced user profiles and customizable viewing interface
- Enhanced GUI interface for easy and streamlined access to images and reports from any web browser without any training
- Advanced hanging protocols with customized preferences and multi monitor support
- Print selected images on Windows or DICOM printers
- Compare multiple studies in one window

### Mobility

- View studies anywhere, anytime on your laptop or mobile device,
- Embedded zero footprint viewer for all mobile devices and browsers
- Studies can be retrieved with iPad/iPhone via the robust iPaxera app.

### Image Sharing

- Ability to share multiple data
- HIPAA compliant image sharing module that enables users to share selected images anonymized to different social media platforms for second opinion or interactive teaching purposes
- Share studies to MIRC network
- Ability to chat and share studies by drag 'n drop into Ultima conference tool from PaxeraUltima screen

### Image Archiving

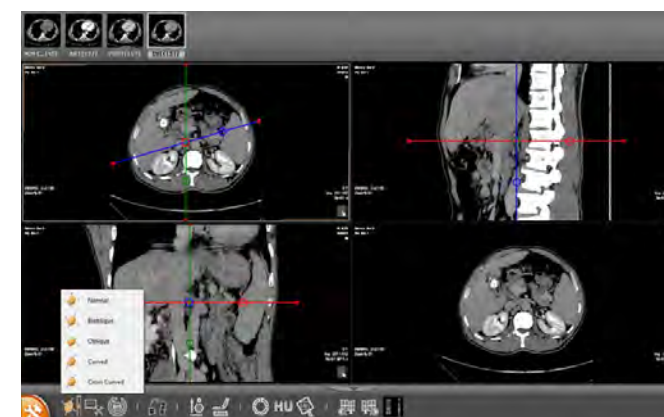
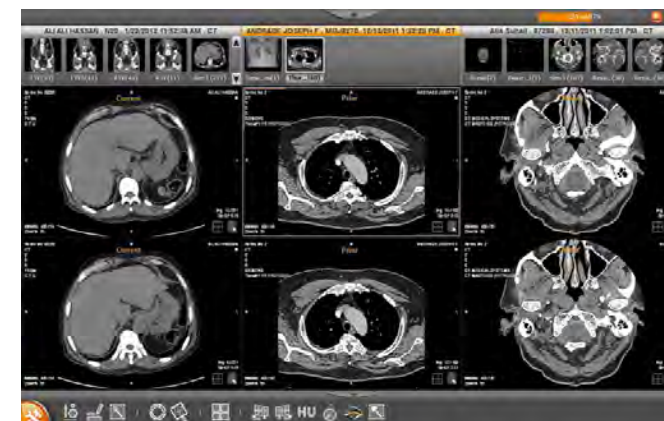
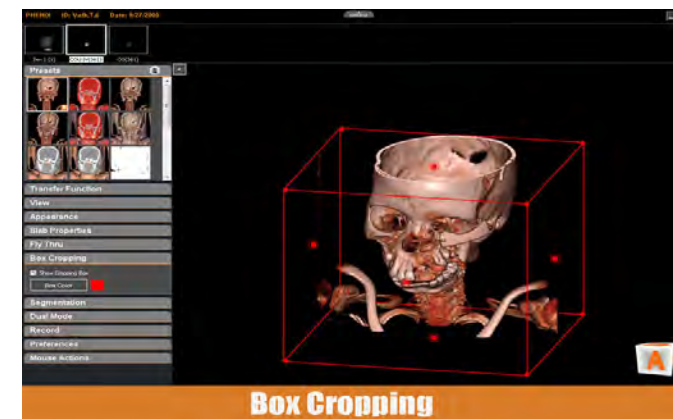
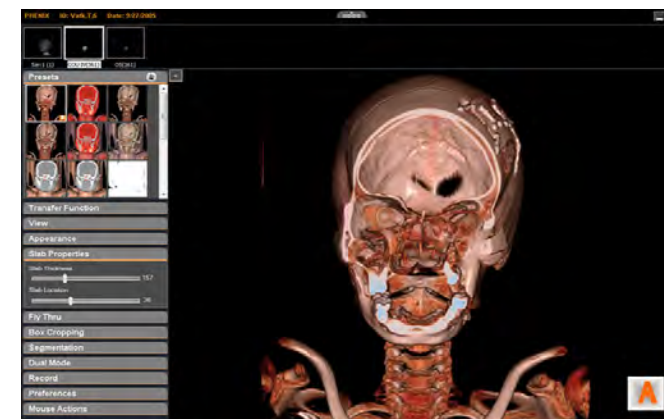
- Built-in CD/DVD burning tool for single or multiple studies
- VNA simplified enterprise data management, distribution and migration

### Security

- Fully HIPAA compliant architecture designed with the most stringent file transfer security standards
- Dedicated servers with premium SSL encryption up to 256-bit for maximum security
- Radio Frequency ID (RFID) for real time accessibility and enhanced security. The solution verifies user's presence during account login, the software automatically logs-off once users step away from the workstation.

### Advanced reporting

- Advanced reporting tool with integrated SR templates
- MS Word interface for ease of use
- Ability to import images to reports
- Powerful dictation module



FEATURES